

DURALIFT

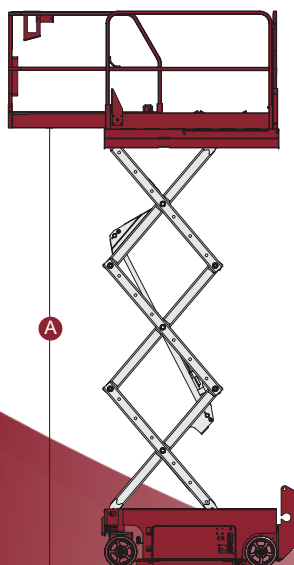
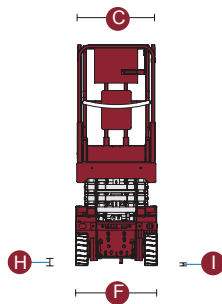
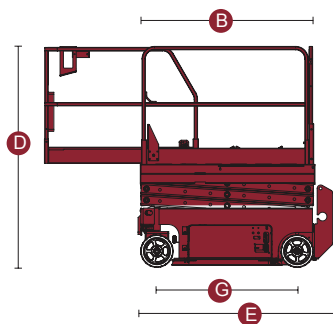
ELEVATED WORK PLATFORM HIRE

PHONE 1300 580 580

SPECIFICATION SHEET

1 9 f t E L E C T R I C

SCISSOR LIFT



Specifications

MODELS		GS™-1932	
MEASUREMENTS		Metric	US
Working height max*		7.6 m	25 ft
A	Platform height max	5.8 m	19 ft
B	Platform length - outside extended	1.64 m	64.4 in
		2.54 m	100 in
C	Platform width - outside	74 cm	29.3 in
Guardrail height: CE		1.0 m	40 in
Roll-out platform extension		91 cm	3 ft
Toeboard height		15 cm	6 in Height
Height - stowed: platform		1.00 m	3 ft 3.5 in
D	fixed rails	2.00 m	6 ft 7 in
	rails lowered	1.95 m	6 ft 5 in
	folding guardrails	2.10 m	6 ft 11 in
	rails folded	1.74 m	5 ft 9 in
E	Length - stowed	1.82 m	71.5 in
	Length - stowed extended	2.73 m	9 ft
F	Width	81.3 cm	32 in
G	Wheelbase	1.32 m	52 in
H	Ground clearance - centre	6.1 cm	2.4 in
I	- with pothole guards deployed	1.9 cm	.8 in

PRODUCTIVITY		
Lift capacity	227 kg	
Drive speed - stowed		
Drive speed - raised	2.5 mph 4.2 km/h	2.5 mph Drive
Gradeability	0.5 mph 0.8 km/h	0.5 mph
Turning radius - inside	30%	30%
Turning radius - outside	zero	zero
Raise / lower speed	1.55 m	
Controls	16 / 23	sec 16 / 23
Drive	proportional	
Multiple disc brakes	dual front wheel	
Tyres - solid non-marking	dual rear wheel	
	30 x 11 x 20 cm	12 x 4.5 x 8 in

POWER		
Power source	24 V (4 6 V 245 Ah batteries)	
Hydraulic system capacity	20.8 L	5.5 gal

WEIGHT**		
CE	1,503 kg	3,314 lbs

STANDARDS COMPLIANCE

* The metric equivalent adds 2m to platform height, US adds 6ft to platform height. *
**Weight will vary depending on options and/or country standards.